



Coaxial Guide, Flange to Flange Adapter Series 350 & Series 352

A practical alternative to flexible waveguide at millimeter wave frequencies.

- Models 33 GHz to 220 GHz
- Flexible Option - Series 350
- Semi-Rigid Option - Series 352
- Low VSWR
- Low loss

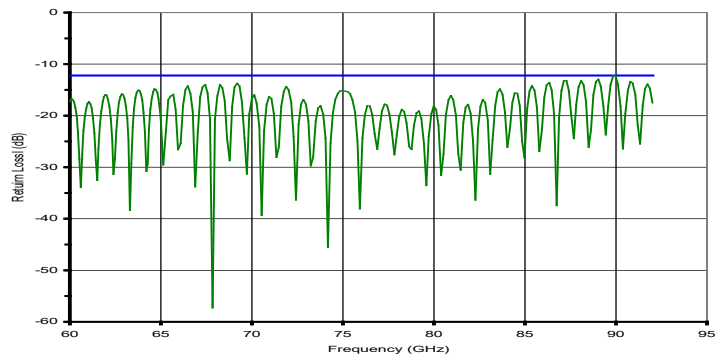
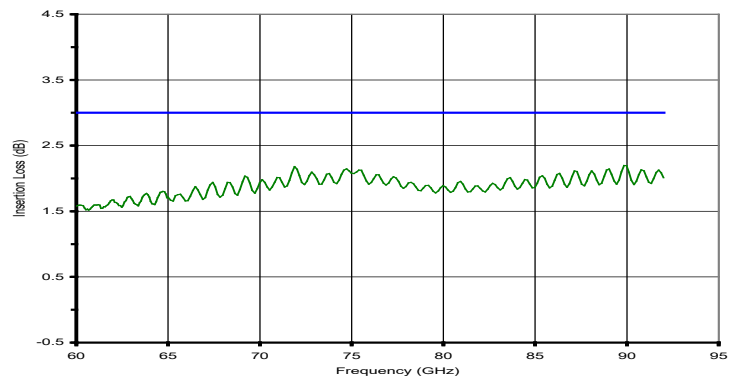


Model 26350-200

A practical alternative to flexible waveguide at millimeter wave frequencies.

At millimeter wave frequencies flexible waveguides are not viable and often not available. Flann have integrated waveguide to coaxial adapters with high performance flexible and semi rigid cable to provide a practical alternative to flexible waveguide up to 220 GHz.

Typical Insertion Loss and Return Loss for Model 26350-200
(200mm long, flexible)



Related Products

- Series
- 560: Flexible Waveguide
 - 441: Waveguide Straights
 - 460/470: Waveguide E/H Plane Bends

Custom Design

Custom built instruments can be supplied; please contact the sales team for more information.

Ordering

Please specify the following:

WG designation	Series		Flange 1		Flange 2
25 - 30	350 or 352		See flann.com		See flann.com

Example: 23350 UG-383/U UG-383/U. A WG23 (WR22) Coaxial Guide, Flange to Flange Adapter with two UG-383/U flanges.

*Please note:- Minimum length is 200 mm




Microwave Specifications

Waveguide			Frequency (GHz)	VSWR (better than)	Series 350		Series 352	
WG	R	WR			Insertion Loss (dB/m)	Min. Bend Radius (mm)	Insertion Loss (dB/m)	Min. Bend Radius (mm)
23	400	22	33.0 - 50.1	1.40	3.5	40	5.5	7
24	500	19	39.3 - 59.7	1.45	6.5	25	6.5	7
25	620	15	49.9 - 75.8	1.50	12.5	10	10.0	7
26	740	12	60.5 - 92.0	1.65	14.5	10	12.5	7
27	900	10	73.8 - 112	1.80	17.0	10	15.8	7

Environmental Specifications

Operating ambient temperature: -30° C to 70° C



Model 25352



Model 26350

FLANN MICROWAVE LTD.

Dunmere Road
Bodmin
Cornwall
PL31 2QL

GET IN TOUCH

Tel: +44 (0)1208 77777
sales@flann.com
www.flann.com